


MUNICIPIO DE ATOTONILCO DE TULA HIDALGO
 RFC: MAT850101RAS
 COMPORTAMIENTO PRESUPUESTARIO DE EGRESOS POR FUENTE A DICIEMBRE 2024




Número	Nombre	Aprobado	Modificado	Comprometido	Devengado	Ejercido	Pagado	Precompromisos
1.01	RECURSOS FISCALES							
1.1.3	SUELDOS BASE AL PERSONAL PERMANENTE	0.00	3,176,734.26	3,176,734.26	3,176,734.26	3,176,734.26	3,176,734.26	3,176,734.26
1.2.2	SUELDOS BASE AL PERSONAL EVENTUAL	14,283,828.00	6,035,394.22	6,035,394.22	6,035,394.22	6,035,394.22	6,035,394.22	6,035,394.22
1.3.1	PRIMAS POR AÑOS DE SERVICIOS EFECTIVOS PRESTADOS	0.00	125,334.72	125,334.72	125,334.72	125,334.72	125,334.72	125,334.72
1.3.2	PRIMAS DE VACACIONES, DOMINICAL Y GRATIFICACIÓN DE FIN DE AÑO	2,189,973.33	3,467,055.75	3,467,055.75	3,467,055.75	3,467,055.75	3,467,055.75	3,467,055.75
1.3.3	HORAS EXTRAORDINARIAS	0.00	183,840.61	183,840.61	183,840.61	183,840.61	183,840.61	183,840.61
1.3.4	COMPENSACIONES	140,483.28	84,906.86	84,906.86	84,906.86	84,906.86	84,906.86	84,906.86
1.5.2	INDEMNIZACIONES	6,104,265.04	2,437,449.59	2,437,449.59	2,437,449.59	2,437,449.59	2,437,449.59	2,437,449.59
1.5.9	OTRAS PRESTACIONES SOCIALES Y ECONÓMICAS	3,000.00	0.00	0.00	0.00	0.00	0.00	0.00
1.7.1	ESTÍMULOS	1,086,000.00	0.00	0.00	0.00	0.00	0.00	0.00
2.1.1.1	MATERIALES, ÚTILES Y EQUIPOS MENORES DE OFICINA	450,000.00	672,516.45	672,516.45	672,516.45	672,516.45	672,516.45	672,516.45
2.1.1.2	MATERIALES, ÚTILES DE IMPRESIÓN Y REPRODUCCIÓN	150,000.00	49,790.92	49,790.92	49,790.92	49,790.92	49,790.92	49,790.92
2.1.1.4	MATERIALES Y EQUIPOS MENORES DE TECNOLOGÍAS DE LA INFORMACIÓN Y COMUNICACIONES	95,000.04	196,376.14	196,376.14	196,376.14	196,376.14	196,376.14	196,376.14
2.1.1.5	MATERIALES DE IMPRESIÓN Y COMUNICACIONES	380,000.04	130,492.82	130,492.82	130,492.82	130,492.82	130,492.82	130,492.82
2.1.1.6	MATERIALES DE INFORMACIÓN DIGITAL	399,999.96	262,385.09	262,385.09	262,385.09	262,385.09	262,385.09	262,385.09
2.1.1.8	MATERIALES PARA EL REGISTRO	345,000.00	50,112.00	50,112.00	50,112.00	50,112.00	50,112.00	50,112.00
2.2.1	IDENTIFICACIÓN DE BIENES Y PERSONAS	550,000.00	1,071,331.31	1,071,331.31	1,071,331.31	1,071,331.31	1,071,331.31	1,071,331.31
2.2.2	PROCESOS ALIMENTICIOS PARA PERSONAS	94,242.36	11,279.71	11,279.71	11,279.71	11,279.71	11,279.71	11,279.71
2.2.3	PRODUCTOS ALIMENTICIOS PERSONALES	4,200.00	2,261.05	2,261.05	2,261.05	2,261.05	2,261.05	2,261.05
2.3.5	ALIMENTACIÓN ÚNICO DE PERSONAS	0.00	34,138.80	34,138.80	34,138.80	34,138.80	34,138.80	34,138.80
2.4.1	PRODUCTOS QUÍMICOS FARMACÉUTICOS Y DE LABORATORIO REQUERIDOS COMO MATERIA PRIMA	1,058.04	3,438,354.49	3,438,354.49	3,438,354.49	3,438,354.49	3,438,354.49	3,438,354.49
2.4.2	CEMENTO Y PRODUCTOS DE CONCRETO	249,999.96	1,983,171.39	1,983,171.39	1,983,171.39	1,983,171.39	1,983,171.39	1,983,171.39
2.4.3	CAL, YESO Y PRODUCTOS DE YESO	8,958.00	1,604.70	1,604.70	1,604.70	1,604.70	1,604.70	1,604.70
2.4.4	MADERA Y PRODUCTOS DE MADERA	100,000.04	39,475.27	39,475.27	39,475.27	39,475.27	39,475.27	39,475.27
2.4.5	VIDRIO Y PRODUCTOS DE VIDRIO	5,000.04	999.92	999.92	999.92	999.92	999.92	999.92
2.4.6	MATERIAL ELÉCTRICO Y ELECTRÓNICO	950,000.04	1,175,918.34	1,175,918.34	1,175,918.34	1,175,918.34	1,175,918.34	1,175,918.34
2.4.7	ARTÍCULOS METÁLICOS PARA LA CONSTRUCCIÓN	450,000.00	408,387.76	408,387.76	408,387.76	408,387.76	408,387.76	408,387.76
2.4.8	MATERIALES COMPLEMENTARIOS	270,310.56	0.00	0.00	0.00	0.00	0.00	0.00
2.4.9	OTROS MATERIALES Y ARTÍCULOS	1,540,000.00	736,957.51	736,957.51	736,957.51	736,957.51	736,957.51	736,957.51



MUNICIPIO DE ATONILCO DE TULA HIDALGO
 RFC: MAT850101RA5
 COMPORTAMIENTO PRESUPUESTARIO DE EGRESOS POR FUENTE A DICIEMBRE 2024



Núm.	Descripción	Aprobado	Modificado	Comprometido	Devengado	Ejercido	Pagado	Precompromisos
2.5.2	PERIFONEADORES, VESTIDAS Y OTROS AGROQUÍMICOS	0.00	2,920.08	2,920.08	2,920.08	2,920.08	2,920.08	2,920.08
2.5.3	MEDICINA Y PRODUCTOS FARMACÉUTICOS	2,150,000.04	458,246.97	458,246.97	458,246.97	458,246.97	458,246.97	458,246.97
2.5.4	MATERIALES, ACCESORIOS Y SUMINISTROS MÉDICOS	6,570.00	52,456.00	52,456.00	52,456.00	52,456.00	52,456.00	52,456.00
2.5.6	FIBRAS SINTÉTICAS, HULES, PLÁSTICOS Y DERIVADOS	50,000.04	215,273.85	215,273.85	215,273.85	215,273.85	215,273.85	215,273.85
2.5.9	OTROS PRODUCTOS QUÍMICOS	30,000.00	70,760.00	70,760.00	70,760.00	70,760.00	70,760.00	70,760.00
2.6.1	COMBUSTIBLES, LUBRICANTES Y ADITIVOS	5,020,000.00	6,717,266.77	6,717,266.77	6,717,266.77	6,717,266.77	6,717,266.77	6,717,266.77
2.7.1	VESTUARIO Y UNIFORMES	39,999.96	122,366.05	122,366.05	122,366.05	122,366.05	122,366.05	122,366.05
2.7.2	PRENDAS DE SEGURIDAD Y PROTECCIÓN PERSONAL	583,333.32	83,541.26	83,541.26	83,541.26	83,541.26	83,541.26	83,541.26
2.7.5	BLANCOS Y OTROS PRODUCTOS TEXTILES, EXCEPTO PRENDAS DE VESTIR	0.00	31,320.00	31,320.00	31,320.00	31,320.00	31,320.00	31,320.00
2.9.1	REPARACIONES MENORES	219,999.96	215,286.48	215,286.48	215,286.48	215,286.48	215,286.48	215,286.48
2.9.2	REFACCIONES Y ACCESORIOS MENORES DE EDIFICIOS	200,000.04	21,273.50	21,273.50	21,273.50	21,273.50	21,273.50	21,273.50
2.9.3	REFACCIONES Y ACCESORIOS MENORES DE MOBILIARIO	9,999.96	0.00	0.00	0.00	0.00	0.00	0.00
2.9.4	REFACCIONES Y ACCESORIOS MENORES DE MAQUINARIA Y OTROS EQUIPOS	20,000.04	1,159.00	1,159.00	1,159.00	1,159.00	1,159.00	1,159.00
2.9.6	REFACCIONES Y ACCESORIOS MENORES DE EQUIPO DE REPRODUCCIÓN DE INFORMACIÓN	600,000.00	692,862.11	692,862.11	692,862.11	692,862.11	692,862.11	692,862.11
2.9.7	REFACCIONES Y ACCESORIOS MENORES DE EQUIPO DE DEFENSA Y SEGURIDAD	39,999.96	0.00	0.00	0.00	0.00	0.00	0.00
2.9.8	REFACCIONES Y ACCESORIOS MENORES DE MAQUINARIA Y OTROS EQUIPOS	500,000.04	1,587,345.08	1,587,345.08	1,587,345.08	1,587,345.08	1,587,345.08	1,587,345.08
2.9.9	REFACCIONES Y ACCESORIOS MENORES OTROS BIENES MUEBLES	35,000.04	0.00	0.00	0.00	0.00	0.00	0.00
3.1.1	ENERGÍA ELÉCTRICA	24,701,950.44	18,299,352.36	18,299,352.36	18,299,352.36	18,299,352.36	18,299,352.36	18,299,352.36
3.1.3	AGUA	350,000.04	96,398.00	96,398.00	96,398.00	96,398.00	96,398.00	96,398.00
3.1.4	TELEFONÍA TRADICIONAL	144,000.00	120,137.46	120,137.46	120,137.46	120,137.46	120,137.46	120,137.46
3.1.5	TELEFONÍA CELULAR	0.00	2,199.00	2,199.00	2,199.00	2,199.00	2,199.00	2,199.00
3.1.7	SERVICIOS DE ACCESO DE INTERNET, REDES Y PROCESAMIENTO DE INFORMACIÓN	248,820.04	216,193.40	216,193.40	216,193.40	216,193.40	216,193.40	216,193.40
3.2.1	ARRENDAMIENTO DE TERRENOS	0.00	17,500.00	17,500.00	17,500.00	17,500.00	17,500.00	17,500.00
3.2.3	ARRENDAMIENTO DE MOBILIARIO	1,100,000.04	181,830.00	181,830.00	181,830.00	181,830.00	181,830.00	181,830.00



MUNICIPIO DE ATOTONILCO DE TULA HIDALGO
 RFC: MAT850101RA5
 COMPORTAMIENTO PRESUPUESTARIO DE EGRESOS POR FUENTE A DICIEMBRE 2024




Número	Aprobado	Modificado	Comprometido	Devengado	Ejercido	Pagado	Precompromisos
	900,000.00	134,966.00	134,966.00	134,966.00	134,966.00	134,966.00	134,966.00
3.2-5	3,727,340.04	3,405,780.00	3,405,780.00	3,405,780.00	3,405,780.00	3,405,780.00	3,405,780.00
3.2-6	182,000.04	1,043,956.37	1,043,956.37	1,043,956.37	1,043,956.37	1,043,956.37	1,043,956.37
3.2-9	275,000.04	1,057,351.20	1,057,351.20	1,057,351.20	1,057,351.20	1,057,351.20	1,057,351.20
3.3-1	950,000.04	400,032.99	400,032.99	400,032.99	400,032.99	400,032.99	400,032.99
3.3-2	350,000.04	347,518.57	347,518.57	347,518.57	347,518.57	347,518.57	347,518.57
3.3-3	99,999.96	22,035.48	22,035.48	22,035.48	22,035.48	22,035.48	22,035.48
3.3-4	5,000.04	317,624.63	317,624.63	317,624.63	317,624.63	317,624.63	317,624.63
3.3-6	1,312,862.64	1,295,515.92	1,295,515.92	1,295,515.92	1,295,515.92	1,295,515.92	1,295,515.92
3.3-9	99,999.96	18,385.15	18,385.15	18,385.15	18,385.15	18,385.15	18,385.15
3.4-1	320,833.32	0.00	0.00	0.00	0.00	0.00	0.00
3.4-5	1,392.00	0.00	0.00	0.00	0.00	0.00	0.00
3.4-6	39,999.96	1,066,729.00	1,066,729.00	1,066,729.00	1,066,729.00	1,066,729.00	1,066,729.00
3.4-7	351,270.72	498,427.47	498,427.47	498,427.47	498,427.47	498,427.47	498,427.47
3.5-1	20,184.00	0.00	0.00	0.00	0.00	0.00	0.00
3.5-2	62,258.04	13,920.00	13,920.00	13,920.00	13,920.00	13,920.00	13,920.00
3.5-3	316,666.56	273,587.39	273,587.39	273,587.39	273,587.39	273,587.39	273,587.39
3.5-5	396,437.28	761,379.36	761,379.36	761,379.36	761,379.36	761,379.36	761,379.36
3.5-7	1,360,933.23	1,360,933.23	1,360,933.23	1,360,933.23	1,360,933.23	1,360,933.23	1,360,933.23
3.5-8	763,749.76	0.00	0.00	0.00	0.00	0.00	0.00
3.5-9	399,949.96	947,003.96	947,003.96	947,003.96	947,003.96	947,003.96	947,003.96
3.6-1							



MUNICIPIO DE ATOTONILCO DE TULA HIDALGO
 RFC: MAT850101RA5
 COMPORTAMIENTO PRESUPUESTARIO DE EGRESOS POR FUENTE A DICIEMBRE 2024




Número	Aprobado	Modificado	Comprometido	Devengado	Ejercido	Pagado	Precompromisos
3.6.2	150,467.16	0.00	0.00	0.00	0.00	0.00	0.00
	TELEVISIÓN Y OTROS MEDIOS DE MENSAJES C						
	OMER. PARA PROMO. LA VNTA DE BIE. O SERV						
3.6.6	150,467.16	0.00	0.00	0.00	0.00	0.00	0.00
	CONTENIDO EXCLUSIVAMENTE A TRAVÉS DE INTERNET						
3.7.5	300,000.00	169,832.62	169,832.62	169,832.62	169,832.62	169,832.62	169,832.62
3.7.9	3,000.00	0.00	0.00	0.00	0.00	0.00	0.00
3.8.1	500,000.04	0.00	0.00	0.00	0.00	0.00	0.00
3.8.2	891,766.20	4,926,436.06	4,926,436.06	4,926,436.06	4,926,436.06	4,926,436.06	4,926,436.06
3.8.5	200,000.04	4,220.00	4,220.00	4,220.00	4,220.00	4,220.00	4,220.00
3.9.1	24,999.96	0.00	0.00	0.00	0.00	0.00	0.00
3.9.2	39,999.96	842,404.00	842,404.00	842,404.00	842,404.00	842,404.00	842,404.00
3.9.4	239,600.04	40,817.94	40,817.94	40,817.94	40,817.94	40,817.94	40,817.94
	COMPETENTE						
3.9.5	50,000.04	34,084.96	34,084.96	34,084.96	34,084.96	34,084.96	34,084.96
3.9.8	398,067.00	741,731.00	741,731.00	741,731.00	741,731.00	741,731.00	741,731.00
3.9.9	500,000.04	0.00	0.00	0.00	0.00	0.00	0.00
4.1.5	1,156,110.48	2,244,123.08	2,244,123.08	2,244,123.08	2,244,123.08	2,244,123.08	2,244,123.08
4.4.1	7,740,000.00	11,853,191.96	11,853,191.96	11,853,191.96	11,853,191.96	11,853,191.96	11,853,191.96
4.4.2	66,666.72	0.00	0.00	0.00	0.00	0.00	0.00
4.4.9	666,666.60	1,875,601.02	1,875,601.02	1,875,601.02	1,875,601.02	1,875,601.02	1,875,601.02
5.1.1	135,000.00	161,040.00	161,040.00	161,040.00	161,040.00	161,040.00	161,040.00
5.1.2	0.00	14,250.00	14,250.00	14,250.00	14,250.00	14,250.00	14,250.00
5.1.3	0.00	3,214,760.00	3,214,760.00	3,214,760.00	3,214,760.00	3,214,760.00	3,214,760.00
5.1.5	549,999.96	406,007.32	406,007.32	406,007.32	406,007.32	406,007.32	406,007.32
5.1.9	99,999.96	30,160.00	30,160.00	30,160.00	30,160.00	30,160.00	30,160.00
5.2.1	39,798.96	72,259.71	72,259.71	72,259.71	72,259.71	72,259.71	72,259.71
5.2.3	43,750.92	0.00	0.00	0.00	0.00	0.00	0.00
5.4.1	690,000.00	1,837,270.00	1,837,270.00	1,837,270.00	1,837,270.00	1,837,270.00	1,837,270.00
5.6.3	123,000.04	0.00	0.00	0.00	0.00	0.00	0.00





MUNICIPIO DE ATONILCO DE TULA HIDALGO
 RFC: MAT850101RAS
 COMPORTAMIENTO PRESUPUESTARIO DE EGRESOS POR FUENTE A DICIEMBRE 2024

Número	Aprobado	Modificado	Comprometido	Devengado	Ejercido	Pagado	Precompromisos
5.6.5	94,200.03	0.00	0.00	0.00	0.00	0.00	0.00
5.6.6	46,374.72	0.00	0.00	0.00	0.00	0.00	0.00
5.6.7	106,878.84	987,406.53	494,850.00	494,850.00	494,850.00	494,850.00	494,850.00
5.6.9	262,500.03	139,548.00	139,548.00	139,548.00	139,548.00	139,548.00	139,548.00
5.9.1	1,041,666.65	0.00	0.00	0.00	0.00	0.00	0.00
6.1.2	20,789,616.10	27,240,180.04	31,559,280.74	28,068,515.99	17,821,951.71	17,821,951.71	31,559,280.74
6.1.3	0.00	2,099,852.78	0.00	0.00	0.00	0.00	0.00
6.1.4	801,888.05	0.00	9,796,818.95	9,796,818.95	9,796,818.95	9,796,818.95	9,796,818.95
6.1.5	7,541,913.12	59,217,469.52	49,929,778.15	27,101,338.55	27,101,338.55	27,101,338.55	49,929,778.15
6.1.9	1,595,000.00	5,443,199.00	1,469,432.92	933,264.40	933,264.40	933,264.40	1,469,432.92
6.2.1	0.00	345,334.62	0.00	0.00	0.00	0.00	0.00
6.2.9	1,740,000.00	0.00	0.00	0.00	0.00	0.00	0.00
9.9.1	2,865,802.99	0.00	0.00	0.00	0.00	0.00	0.00
5.01	131,508,188.86	191,888,283.93	187,967,732.19	161,112,359.32	149,275,069.84	149,275,069.84	187,967,732.19
6.1.1	0.00	2,404.12	0.00	0.00	0.00	0.00	0.00
6.1.3	3,653,596.75	5,979,567.08	3,402,902.63	1,877,482.19	1,877,482.19	1,877,482.19	3,402,902.63
6.1.4	8,009,559.60	0.00	2,576,664.45	225,598.84	225,598.84	225,598.84	2,576,664.45
6.1.5	116,532.65	7,619,766.92	7,619,766.92	2,400,949.71	2,400,949.71	2,400,949.71	7,619,766.92
5.02	13,601,738.12	13,601,738.12	13,599,334.00	4,504,030.74	4,504,030.74	4,504,030.74	13,599,334.00



MUNICIPIO DE ATOTONILCO DE TULA HIDALGO
 RFC: MAT850101RA5
 COMPORTAMIENTO PRESUPUESTARIO DE EGRESOS POR FUENTE A DICIEMBRE 2024



Número	Aprobado	Modificado	Comprometido	Devengado	Ejercido	Pagado	Precompromisos
1.1.3	15,752,976.00	12,733,447.71	12,733,447.71	12,733,447.71	12,733,447.71	12,733,447.71	12,733,447.71
1.3.2	2,844,287.33	2,214,655.53	2,214,655.53	2,214,655.53	2,214,655.53	2,214,655.53	2,214,655.53
1.3.4	812,596.26	838,978.95	838,978.95	838,978.95	838,978.95	838,978.95	838,978.95
1.4.1	1,411,200.00	0.00	0.00	0.00	0.00	0.00	0.00
1.4.4	720,000.00	577,206.96	577,206.96	577,206.96	577,206.96	577,206.96	577,206.96
1.5.2	1,239,999.96	1,634,523.98	1,634,523.98	1,572,780.50	1,572,780.50	1,572,780.50	1,634,523.98
1.5.5	220,000.00	0.00	0.00	0.00	0.00	0.00	0.00
2.1.1	180,000.00	57,030.84	57,030.84	57,030.84	57,030.84	57,030.84	57,030.84
2.1.2	0.00	7,305.68	7,305.68	7,305.68	7,305.68	7,305.68	7,305.68
2.1.4	65,000.00	0.00	0.00	0.00	0.00	0.00	0.00
2.1.6	0.00	4,460.26	4,460.26	4,460.26	4,460.26	4,460.26	4,460.26
2.2.1	249,999.96	189,013.94	189,013.94	189,013.94	189,013.94	189,013.94	189,013.94
2.2.3	125,000.04	0.00	0.00	0.00	0.00	0.00	0.00
2.4.3	0.00	0.00	0.00	0.00	0.00	0.00	0.00
2.4.6	0.00	15,495,522.64	15,495,522.64	15,495,522.64	15,495,522.64	15,495,522.64	15,495,522.64
2.4.9	0.00	2,053.55	2,053.55	2,053.55	2,053.55	2,053.55	2,053.55
2.5.3	0.00	47,852.56	47,852.56	47,852.56	47,852.56	47,852.56	47,852.56
2.5.4	0.00	1,624.90	1,624.90	1,624.90	1,624.90	1,624.90	1,624.90
2.6.1	3,800,000.00	4,100,047.12	4,100,047.12	4,100,047.12	4,100,047.12	4,100,047.12	4,100,047.12
2.7.1	1,936,400.00	1,064,928.81	1,059,660.16	625,958.78	625,958.78	625,958.78	1,059,660.16
2.7.2	2,100,000.00	0.00	0.00	0.00	0.00	0.00	0.00
2.7.5	0.00	28,800.00	28,800.00	28,800.00	28,800.00	28,800.00	28,800.00
2.8.2	654,465.34	3,480.00	3,480.00	3,480.00	3,480.00	3,480.00	3,480.00
2.8.3	700,000.00	0.00	0.00	0.00	0.00	0.00	0.00
2.9.1	0.00	11,172.49	11,172.49	11,172.49	11,172.49	11,172.49	11,172.49
2.9.6	406,852.92	585,856.76	585,856.76	585,856.76	585,856.76	585,856.76	585,856.76
2.9.7	620,000.00	76,860.88	76,860.88	76,860.88	76,860.88	76,860.88	76,860.88



MUNICIPIO DE ATOTONILCO DE TULA HIDALGO
 RFC: MAT850101RAS
 COMPORTAMIENTO PRESUPUESTARIO DE EGRESOS POR FUENTE A DICIEMBRE 2024




Número	Aprobado	Modificado	Comprometido	Devengado	Ejercido	Pagado	Precompromisos
2.9.8	275,000.00	118,935.88	118,935.88	118,935.88	118,935.88	118,935.88	118,935.88
3.1.3	840,000.00	0.00	0.00	0.00	0.00	0.00	0.00
3.2.3	40,000.00	12,354.00	12,354.00	12,354.00	12,354.00	12,354.00	12,354.00
3.2.5	0.00	5,220.00	5,220.00	5,220.00	5,220.00	5,220.00	5,220.00
3.2.6	0.00	32,480.00	32,480.00	32,480.00	32,480.00	32,480.00	32,480.00
3.2.9	267,600.00	0.00	0.00	0.00	0.00	0.00	0.00
3.3.4	1,500,000.00	673,179.78	673,179.78	332,604.00	332,604.00	332,604.00	673,179.78
3.3.9	300,000.00	0.00	0.00	0.00	0.00	0.00	0.00
3.4.4	639,412.10	0.00	0.00	0.00	0.00	0.00	0.00
3.5.1	300,000.00	90,480.00	90,480.00	90,480.00	90,480.00	90,480.00	90,480.00
3.5.3	128,600.00	198,004.96	198,004.96	198,004.96	198,004.96	198,004.96	198,004.96
3.5.5	1,080,000.00	1,105,118.93	1,105,118.93	1,105,118.93	1,105,118.93	1,105,118.93	1,105,118.93
3.5.6	100,000.00	0.00	0.00	0.00	0.00	0.00	0.00
3.5.7	600,000.00	411,515.80	411,515.80	411,515.80	411,515.80	411,515.80	411,515.80
3.5.8	1,380,000.00	1,192,544.62	1,192,544.62	1,192,544.62	1,192,544.62	1,192,544.62	1,192,544.62
3.6.1	0.00	8,120.00	8,120.00	8,120.00	8,120.00	8,120.00	8,120.00
3.7.2	25,000.00	0.00	0.00	0.00	0.00	0.00	0.00
3.7.5	196,666.09	0.00	0.00	0.00	0.00	0.00	0.00
3.9.2	200,000.00	131,570.00	131,570.00	100,439.00	100,439.00	100,439.00	131,570.00
3.9.8	517,000.00	32,851.64	32,851.64	32,851.64	32,851.64	32,851.64	32,851.64
4.4.1	0.00	31,159.99	31,159.99	31,159.99	31,159.99	31,159.99	31,159.99
4.4.2	300,000.00	0.00	0.00	0.00	0.00	0.00	0.00





Número	Aprobado	Modificado	Comprometido	Devengado	Ejercido	Pagado	Precompromisos	
5.2.3	700,000.00	0.00	0.00	0.00	0.00	0.00	0.00	
5.4.1	8,500,000.00	14,239,000.00	14,239,000.00	14,239,000.00	14,239,000.00	14,239,000.00	14,239,000.00	
5.4.9	1,000,000.00	0.00	0.00	0.00	0.00	0.00	0.00	
5.5.1	1,550,000.00	0.00	0.00	0.00	0.00	0.00	0.00	
5.6.5	1,800,000.00	0.00	0.00	0.00	0.00	0.00	0.00	
5.6.7	0.00	82,867.50	82,867.50	82,867.50	82,867.50	82,867.50	82,867.50	
5.9.1	0.00	0.00	0.00	0.00	0.00	0.00	0.00	
6.1.1.1	0.00	0.00	0.00	0.00	0.00	0.00	0.00	
SUBTOTAL 5.02	56,078,056.00	58,040,226.66	58,034,958.00	57,167,806.36	57,167,806.36	57,167,806.36	58,034,958.00	
6.01	FONDO GENERAL DE PARTICIPACIONES FGP							
1.1.1	5,643,468.00	7,130,882.63	7,130,882.63	7,130,882.63	7,130,882.63	7,130,882.63	7,130,882.63	
1.1.3	24,898,968.00	24,647,655.35	24,647,655.35	24,647,655.35	24,647,655.35	24,647,655.35	24,647,655.35	
1.2.2	11,710,824.00	14,567,072.17	14,567,072.17	14,567,072.17	14,567,072.17	14,567,072.17	14,567,072.17	
1.3.1	0.00	582,131.42	582,131.42	582,131.42	582,131.42	582,131.42	582,131.42	
1.3.2	8,018,112.00	5,554,018.64	5,554,018.64	5,554,018.64	5,554,018.64	5,554,018.64	5,554,018.64	
1.3.4	400,905.60	1,678,512.16	1,678,512.16	1,678,512.16	1,678,512.16	1,678,512.16	1,678,512.16	
1.5.2	1,796,462.04	793,123.37	739,548.56	739,548.56	739,548.56	739,548.56	739,548.56	
1.7.1	2,389,086.84	1,596,063.99	1,596,063.99	1,596,063.99	1,596,063.99	1,596,063.99	1,596,063.99	
3.9.8	1,564,083.84	2,283,139.36	1,933,101.36	1,933,101.36	1,933,101.36	1,933,101.36	1,933,101.36	
4.1.4.5	779,443.68	1,388,815.06	1,388,815.06	1,388,815.06	1,388,815.06	1,388,815.06	1,388,815.06	
SUBTOTAL 6.01	57,201,358.00	60,221,414.15	59,817,801.34	59,817,801.34	59,817,801.34	59,817,801.34	59,817,801.34	
6.02	FONDO DE FOMENTO MUNICIPAL FFM							
2.1.1.1	0.00	261,571.98	261,571.98	261,571.98	261,571.98	261,571.98	261,571.98	
2.1.1.4	0.00	48,985.60	45,913.00	45,913.00	45,913.00	45,913.00	45,913.00	
2.1.1.5	0.00	4,118.00	4,118.00	4,118.00	4,118.00	4,118.00	4,118.00	



MUNICIPIO DE ATOTONILCO DE TULA HIDALGO
 RFC: MAT850101RA5
 COMPORTAMIENTO PRESUPUESTARIO DE EGRESOS POR FUENTE A DICIEMBRE 2024




Número	Aprobado	Modificado	Comprometido	Devengado	Ejercido	Pagado	Precompromisos
2.1.1-6	0.00	0.00	0.00	0.00	0.00	0.00	0.00
2.2.1	635,320.00	260,453.87	260,453.87	260,453.87	260,453.87	260,453.87	260,453.87
2.2.2	0.00	2,092.12	2,092.12	2,092.12	2,092.12	2,092.12	2,092.12
2.4.6	1,020,000.00	305,985.93	305,985.93	305,985.93	305,985.93	305,985.93	305,985.93
2.5.3	0.00	178,334.71	178,334.71	178,334.71	178,334.71	178,334.71	178,334.71
2.6.1	1,622,000.04	1,412,117.50	1,342,165.33	1,342,165.33	1,342,165.33	1,342,165.33	1,342,165.33
2.7.1	150,000.00	0.00	0.00	0.00	0.00	0.00	0.00
2.7.2	100,000.00	23,814.08	23,814.08	23,814.08	23,814.08	23,814.08	23,814.08
2.9.1	23,047.68	161,263.23	161,263.23	161,263.23	161,263.23	161,263.23	161,263.23
2.9.6	285,999.96	7,569.00	7,569.00	7,569.00	7,569.00	7,569.00	7,569.00
2.9.8	290,000.04	494,181.60	494,181.60	494,181.60	494,181.60	494,181.60	494,181.60
3.1.1	132,265.80	0.00	0.00	0.00	0.00	0.00	0.00
3.2.5	29,300.00	0.00	0.00	0.00	0.00	0.00	0.00
3.2.6	29,300.00	121,800.00	121,800.00	121,800.00	121,800.00	121,800.00	121,800.00
3.2.9	268,957.60	268,957.60	268,957.60	268,957.60	268,957.60	268,957.60	268,957.60
3.3.1	208,250.00	208,250.00	208,250.00	208,250.00	208,250.00	208,250.00	208,250.00
3.3.4	240,526.00	240,526.00	240,526.00	240,526.00	240,526.00	240,526.00	240,526.00
3.3.9	142,000.00	142,000.00	142,000.00	142,000.00	142,000.00	142,000.00	142,000.00
3.4.7	50,344.00	50,344.00	50,344.00	50,344.00	50,344.00	50,344.00	50,344.00
3.5.5	17,853.56	17,853.56	17,853.56	17,853.56	17,853.56	17,853.56	17,853.56
3.5.7	504,516.72	140,363.12	140,363.12	140,363.12	140,363.12	140,363.12	140,363.12
3.5.8	1,610,000.00	0.00	0.00	0.00	0.00	0.00	0.00
3.7.5	13,548.96	0.00	0.00	0.00	0.00	0.00	0.00
3.8.2	750,127.00	430,287.40	430,287.40	430,287.40	430,287.40	430,287.40	430,287.40
4.1.5	9,063,522.25	11,466,624.40	11,466,624.40	11,466,624.40	11,466,624.40	11,466,624.40	11,466,624.40
4.4.1	0.00	302,683.51	302,683.51	302,683.51	302,683.51	302,683.51	302,683.51
4.4.3	0.00	88,121.51	88,121.51	88,121.51	88,121.51	88,121.51	88,121.51



MUNICIPIO DE ATOTONILCO DE TULA HIDALGO
 RFC: MAT850101RA5
 COMPORTAMIENTO PRESUPUESTARIO DE EGRESOS POR FUENTE A DICIEMBRE 2024




Número	Aprobado	Modificado	Comprometido	Devengado	Ejercido	Pagado	Precompromisos
5.1.5	0.00	134,225.92	134,225.92	134,225.92	134,225.92	134,225.92	134,225.92
5.3.1	0.00	41,760.00	41,760.00	41,760.00	41,760.00	41,760.00	41,760.00
	17,413,107.00	16,814,284.64	16,741,259.87	16,741,259.87	16,741,259.87	16,741,259.87	16,741,259.87
6.03							
1.1.3	366,012.00	228,661.15	228,661.15	228,661.15	228,661.15	228,661.15	228,661.15
1.3.2	66,085.50	3,180.00	3,180.00	3,180.00	3,180.00	3,180.00	3,180.00
1.3.4	5,000.00	49,435.99	49,435.99	49,435.99	49,435.99	49,435.99	49,435.99
2.1.1	127,061.86	127,061.86	127,061.86	127,061.86	127,061.86	127,061.86	127,061.86
2.1.2	5,424.64	5,424.64	5,424.64	5,424.64	5,424.64	5,424.64	5,424.64
2.1.4	6,317.00	5,258.40	5,258.40	5,258.40	5,258.40	5,258.40	5,258.40
2.1.5	2,273.60	2,273.60	2,273.60	2,273.60	2,273.60	2,273.60	2,273.60
3.2.3	223,868.40	223,868.40	223,868.40	223,868.40	223,868.40	223,868.40	223,868.40
3.3.1	208,250.00	208,250.00	208,250.00	208,250.00	208,250.00	208,250.00	208,250.00
3.3.4	0.00	0.00	0.00	0.00	0.00	0.00	0.00
3.3.6	2,240.00	2,240.00	2,240.00	2,240.00	2,240.00	2,240.00	2,240.00
3.6.1	123,200.00	286,600.00	286,600.00	286,600.00	286,600.00	286,600.00	286,600.00
3.7.5	5,503.47	4,506.00	4,506.00	4,506.00	4,506.00	4,506.00	4,506.00
3.8.2	0.00	99,864.00	99,864.00	99,864.00	99,864.00	99,864.00	99,864.00
4.1.5	0.00	600,000.00	600,000.00	600,000.00	600,000.00	600,000.00	600,000.00
5.1.5	407,597.90	0.00	0.00	0.00	0.00	0.00	0.00
	2,099,452.00	1,847,682.64	1,846,624.04	1,846,624.04	1,846,624.04	1,846,624.04	1,846,624.04





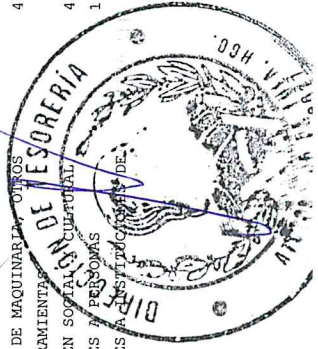
Número	Aprobado	Modificado	Comprometido	Devengado	Ejercido	Pagado	Precompromisos
6.04							
	IEPS PERSONAS						
2.2-1	0.00	58,312.68	58,312.68	58,312.68	58,312.68	58,312.68	58,312.68
2.6-1	880,569.00	837,218.00	837,218.00	837,218.00	837,218.00	837,218.00	837,218.00
3.8-2	0.00	115,602.00	115,602.00	115,602.00	115,602.00	115,602.00	115,602.00
	SUBTOTAL 6.04	880,569.00	1,011,132.68	1,011,132.68	1,011,132.68	1,011,132.68	1,011,132.68
6.05	IEPS GASOLINAS (INCENTIVO IEPS)						
2.2-1	0.00	131,027.00	131,027.00	131,027.00	131,027.00	131,027.00	131,027.00
2.6-1	1,701,489.54	1,032,896.39	1,032,896.39	1,032,896.39	1,032,896.39	1,032,896.39	1,032,896.39
2.9-1	0.00	1,518.44	1,518.44	1,518.44	1,518.44	1,518.44	1,518.44
2.9-8	0.00	4,384.80	4,384.80	4,384.80	4,384.80	4,384.80	4,384.80
3.2-6	0.00	30,650.34	30,650.34	30,650.34	30,650.34	30,650.34	30,650.34
3.5-7	382,732.90	267,731.48	267,731.48	267,731.48	267,731.48	267,731.48	267,731.48
3.8-2	301,489.56	515,504.00	515,504.00	515,504.00	515,504.00	515,504.00	515,504.00
	SUBTOTAL 6.05	1,983,712.45	1,983,712.45	1,983,712.45	1,983,712.45	1,983,712.45	1,983,712.45
6.06	IMPUESTO SOBRE AUTOMOVILES NUEVOS ISRN						
2.1-1	0.00	2,598.82	2,598.82	2,598.82	2,598.82	2,598.82	2,598.82
2.2-1	0.00	13,538.00	13,538.00	13,538.00	13,538.00	13,538.00	13,538.00
2.6-1	496,389.00	517,425.53	517,425.53	517,425.53	517,425.53	517,425.53	517,425.53
3.6-1	0.00	25,636.00	25,636.00	25,636.00	25,636.00	25,636.00	25,636.00
3.8-2	0.00	213,149.00	213,149.00	213,149.00	213,149.00	213,149.00	213,149.00
	SUBTOTAL 6.06	496,389.00	772,347.35	772,347.35	772,347.35	772,347.35	772,347.35
6.07	COMP DEL IMPUESTO SOBRE AUTOMOVILES NUEVOS CISAN						



MUNICIPIO DE ATOTONILCO DE TULA HIDALGO
 RFC: MAT850101RA5
 COMPORTAMIENTO PRESUPUESTARIO DE EGRESOS POR FUENTE A DICIEMBRE 2024



Número	Aprobado	Modificado	Comprometido	Devengado	Ejercido	Pagado	Precompromisos
2.1.1	0.00	41,080.85	41,080.85	41,080.85	41,080.85	41,080.85	41,080.85
2.6.1	98,657.00	55,223.40	55,223.40	55,223.40	55,223.40	55,223.40	55,223.40
	98,657.00	96,304.25	96,304.25	96,304.25	96,304.25	96,304.25	96,304.25
6.08							
2.1.1	30,000.00	0.00	0.00	0.00	0.00	0.00	0.00
2.1.4	0.00	4,415.55	2,487.56	2,487.56	2,487.56	2,487.56	2,487.56
2.1.5			24,973.06	24,973.06	24,973.06	24,973.06	24,973.06
2.2.1			0.00	0.00	0.00	0.00	0.00
2.4.6			6,124.00	6,124.00	6,124.00	6,124.00	6,124.00
2.4.9			0.00	0.00	0.00	0.00	0.00
3.6.1			0.00	0.00	0.00	0.00	0.00
3.8.2			13,070.84	13,070.84	13,070.84	13,070.84	13,070.84
5.2.1			27,840.00	27,840.00	27,840.00	27,840.00	27,840.00
			74,495.46	74,495.46	74,495.46	74,495.46	74,495.46
6.10							
2.1.5	45,000.00	44,080.00	44,080.00	44,080.00	44,080.00	44,080.00	44,080.00
2.2.1	500,000.00	0.00	0.00	0.00	0.00	0.00	0.00
2.4.2	0.00	29,137.53	29,137.53	29,137.53	29,137.53	29,137.53	29,137.53
2.4.9	77,644.01	88,671.56	88,671.56	88,671.56	88,671.56	88,671.56	88,671.56
3.2.6	400,000.00	454,720.00	454,720.00	454,720.00	454,720.00	454,720.00	454,720.00
3.8.2	467,811.27	150,701.40	150,701.40	150,701.40	150,701.40	150,701.40	150,701.40
4.4.1	100,485.72	520,144.15	520,144.15	520,144.15	520,144.15	520,144.15	520,144.15
4.4.3	0.00	131,014.72	131,014.72	131,014.72	131,014.72	131,014.72	131,014.72



MUNICIPIO DE ATOTONILCO DE TULA HIDALGO
 RFC: MAT850101RA5
 COMPORTAMIENTO PRESUPUESTARIO DE EGRESOS POR FUENTE A DICIEMBRE 2024



Número	Aprobado	Modificado	Comprometido	Devengado	Ejercido	Pagado	Precompromisos
7.01	1,590,941.00	1,418,469.36	1,418,469.36	1,418,469.36	1,418,469.36	1,418,469.36	1,418,469.36
	SUBTOTAL 6.10						
	PISR PARTICIP EN LA RECAUDACION DEL ISR						
	ENTERADO A LA FED						
1.5.2	0.00	474,934.00	474,934.00	474,934.00	474,934.00	474,934.00	474,934.00
2.1.1	100,000.00	150,820.53	150,820.53	150,820.53	150,820.53	150,820.53	150,820.53
2.1.2	20,000.00	57,007.60	57,007.60	57,007.60	57,007.60	57,007.60	57,007.60
2.1.4	20,000.00	38,943.72	38,943.72	38,943.72	38,943.72	38,943.72	38,943.72
2.1.5	20,000.00	103,762.00	103,762.00	103,762.00	103,762.00	103,762.00	103,762.00
2.1.6	413,000.00	4,667.84	4,667.84	4,667.84	4,667.84	4,667.84	4,667.84
2.2.1	50,000.00	258,221.56	258,221.56	258,221.56	258,221.56	258,221.56	258,221.56
2.5.3	580.00	580.00	580.00	580.00	580.00	580.00	580.00
2.6.1	9,987.20	9,987.20	9,987.20	9,987.20	9,987.20	9,987.20	9,987.20
2.7.1	41,760.00	0.00	0.00	0.00	0.00	0.00	0.00
2.7.2	0.00	0.00	0.00	0.00	0.00	0.00	0.00
2.9.1	0.00	0.00	0.00	0.00	0.00	0.00	0.00
2.9.2	0.00	0.00	0.00	0.00	0.00	0.00	0.00
2.9.6	9,628.00	9,628.00	9,628.00	9,628.00	9,628.00	9,628.00	9,628.00
2.9.7	4,849.54	4,849.54	4,849.54	4,849.54	4,849.54	4,849.54	4,849.54
3.1.1	3,811,291.32	3,246,171.58	3,246,171.58	3,246,171.58	3,246,171.58	3,246,171.58	3,246,171.58
3.1.7	50,000.00	11,600.00	11,600.00	11,600.00	11,600.00	11,600.00	11,600.00
3.2.3	136,409.98	168,664.00	168,664.00	168,664.00	168,664.00	168,664.00	168,664.00
3.2.5	16,000.00	44,776.00	44,776.00	44,776.00	44,776.00	44,776.00	44,776.00
3.2.6	539,000.00	204,160.00	204,160.00	204,160.00	204,160.00	204,160.00	204,160.00
3.2.9	0.00	54,978.20	54,978.20	54,978.20	54,978.20	54,978.20	54,978.20
3.3.1	13,200.00	131,080.00	131,080.00	131,080.00	131,080.00	131,080.00	131,080.00



MUNICIPIO DE ATOTONILCO DE TULA HIDALGO
 RFC: MAT850101RA5
 COMPORTAMIENTO PRESUPUESTARIO DE EGRESOS POR FUENTE A DICIEMBRE 2024



Número	Aprobado	Modificado	Comprometido	Devengado	Ejercido	Pagado	Precompromisos
3.3-3	480,000.00	141,525.04	141,525.04	141,525.04	141,525.04	141,525.04	141,525.04
3.3-6	0.00	2,320.00	2,320.00	2,320.00	2,320.00	2,320.00	2,320.00
3.3-9	163,660.00	0.00	0.00	0.00	0.00	0.00	0.00
3.5-1	75,000.00	75,400.00	75,400.00	75,400.00	75,400.00	75,400.00	75,400.00
3.5-5	60,000.00	0.00	0.00	0.00	0.00	0.00	0.00
3.5-8	200,000.00	34,800.00	34,800.00	34,800.00	34,800.00	34,800.00	34,800.00
3.5-9	36,000.00	0.00	0.00	0.00	0.00	0.00	0.00
3.6-1	0.00	100,380.00	100,380.00	100,380.00	100,380.00	100,380.00	100,380.00
3.8-2	650,000.00	767,362.40	767,362.40	767,362.40	767,362.40	767,362.40	767,362.40
3.8-5	1,100,000.00	0.00	0.00	0.00	0.00	0.00	0.00
4.1-5	1,100,000.00	1,801,456.87	1,801,456.87	1,801,456.87	1,801,456.87	1,801,456.87	1,801,456.87
5.1-5	1,000,000.00	160,872.98	160,872.98	160,872.98	160,872.98	160,872.98	160,872.98
5.6-7	0.00	0.00	0.00	0.00	0.00	0.00	0.00
5.9-7	0.00	19,140.00	19,140.00	19,140.00	19,140.00	19,140.00	19,140.00
7.03	8,304,450.31	8,867,455.64	8,078,089.06	8,078,089.06	8,078,089.06	8,078,089.06	8,078,089.06
2.1-1	0.00	4,177.23	4,177.23	4,177.23	4,177.23	4,177.23	4,177.23
2.1-4	0.00	15,969.76	15,376.96	15,376.96	15,376.96	15,376.96	15,376.96
2.1-5	0.00	70,864.40	70,864.40	70,864.40	70,864.40	70,864.40	70,864.40
3.2-5	0.00	64,960.00	64,960.00	64,960.00	64,960.00	64,960.00	64,960.00
3.3-9	0.00	9,057.28	9,057.28	9,057.28	9,057.28	9,057.28	9,057.28



MUNICIPIO DE ATOTONILCO DE TULA HIDALGO
 RFC: MAT850101RA5
 COMPORTAMIENTO PRESUPUESTARIO DE EGRESOS POR FUENTE A DICIEMBRE 2024

Número	Nombre	Aprobado	Modificado	Comprometido	Devengado	Ejercido	Pagado	Precompromisos
TÉCNICOS INTEGRALES								
3.8.2	GASTOS DE ORDEN SOCIAL Y CULTURAL	0.00	204,566.00	204,566.00	204,566.00	204,566.00	204,566.00	204,566.00
4.4.1	AYUDAS SOCIALES A PERSONAS	0.00	39,440.00	39,440.00	39,440.00	39,440.00	39,440.00	39,440.00
5.4.9	OTROS EQUIPOS DE TRANSPORTE	0.00	0.00	0.00	0.00	0.00	0.00	0.00
SUBTOTAL 7.03		0.00	409,034.67	408,441.87	408,441.87	408,441.87	408,441.87	408,441.87
		292,457,923.01	357,048,509.99	351,850,701.92	315,032,874.15	303,195,584.67	303,195,584.67	351,850,701.92

