


MUNICIPIO DE ATOTONILCO DE TULA HIDALGO  
 FLUJO DE FONDOS  
 Del 1 de Enero al 31 de Diciembre de 2024  
 (Cifras en pesos)

| R/C | Rubro/Capítulo   | Estimado/<br>Aprobado | Ampliaciones/<br>Reducciones | Modificado     | Devengado      | Recaudado/<br>Pagado | Cx/C/<br>CxP   |
|-----|--|-----------------------|------------------------------|----------------|----------------|----------------------|----------------|
|     | RUBROS DE INGRESO  | 292,914,418.80        | 64,134,091.18                | 357,048,509.98 | 357,048,509.98 | 357,048,509.98       | 0.00           |
| 1   | IMPUESTOS  | 120,802,618.74        | 41,483,265.97                | 162,285,884.71 | 162,285,884.71 | 162,285,884.71       | 0.00           |
| 2   | CUOTAS Y APORTACIONES DE SEGURIDAD SOCIAL  | 0.00                  | 0.00                         | 0.00           | 0.00           | 0.00                 | 0.00           |
| 3   | CONTRIBUCIONES DE MEJORAS  | 0.00                  | 0.00                         | 0.00           | 0.00           | 0.00                 | 0.00           |
| 4   | DERECHOS   | 9,000,548.32          | 18,885,888.68                | 27,886,437.00  | 27,886,437.00  | 27,886,437.00        | 0.00           |
| 5   | PRODUCTOS  | 118,107.28            | -32,370.47                   | 85,736.81      | 85,736.81      | 85,736.81            | 0.00           |
| 6   | APROVECHAMIENTOS   | 2,044,410.31          | -414,184.90                  | 1,630,225.41   | 1,630,225.41   | 1,630,225.41         | 0.00           |
| 7   | INGRESOS POR VENTAS DE BIENES, PRESTACIÓN DE SERVICIOS Y OTROS INGRESOS PARTICIPACIONES, APORTACIONES, CONVENIOS, INCENTIVOS DERIV. DE LA COLAB. FISCAL Y FONDOS DIST. DE APORT Y SUBVENCIONES, ASIGNACIONES, SUBSIDIOS Y PENSIONES Y JUBILACIONES | 0.00                  | 0.00                         | 0.00           | 0.00           | 0.00                 | 0.00           |
| 8   | INGRESOS DERIVADOS DE FINANCIAMIENTOS  | 160,948,734.15        | 4,202,455.44                 | 165,151,189.59 | 165,151,189.59 | 165,151,189.59       | 0.00           |
| 9   | INGRESOS DERIVADOS DE FINANCIAMIENTOS  | 0.00                  | 9,036.46                     | 9,036.46       | 9,036.46       | 9,036.46             | 0.00           |
| 0   | INGRESOS DERIVADOS DE FINANCIAMIENTOS  | 0.00                  | 0.00                         | 0.00           | 0.00           | 0.00                 | 0.00           |
|     | CAPÍTULOS DE GASTO   | 292,457,923.01        | 64,590,586.98                | 357,048,509.99 | 315,032,874.15 | 303,195,584.67       | 11,837,289.48  |
|     | SERVICIOS PERSONALES   | 102,113,533.18        | -11,298,333.17               | 90,815,200.01  | 90,699,881.72  | 90,699,881.72        | 0.00           |
|     | MATERIALES Y SUMINISTROS   | 35,813,554.22         | 13,739,765.30                | 49,553,319.52  | 48,740,672.64  | 47,149,947.44        | 1,590,725.20   |
|     | SERVICIOS GENERALES  | 64,161,262.89         | -9,832,124.64                | 54,329,138.25  | 53,607,393.46  | 53,607,393.46        | 0.00           |
|     | TRANSFERENCIAS, ASIGNACIONES, SUBSIDIOS Y OTRAS AYUDAS   | 20,972,895.45         | 11,369,480.82                | 32,342,376.27  | 32,342,376.27  | 32,342,376.27        | 0.00           |
|     | BIENES MUEBLES, INMUEBLES E INTANGIBLES  | 20,282,768.01         | 1,777,933.85                 | 22,060,701.86  | 19,238,581.43  | 19,238,581.43        | 0.00           |
|     | INVERSIONES DE CAPITAL   | 46,248,106.27         | 61,699,667.81                | 107,947,774.08 | 70,403,968.63  | 60,157,404.35        | 10,246,564.28  |
|     | INVERSIONES FINANCIERAS Y OTRAS PROVISIONES  | 0.00                  | 0.00                         | 0.00           | 0.00           | 0.00                 | 0.00           |
|     | AMORTIZACIONES Y APORTACIONES  | 0.00                  | 0.00                         | 0.00           | 0.00           | 0.00                 | 0.00           |
|     | DEUDA PÚBLICA  | 2,865,802.99          | -2,865,802.99                | 0.00           | 0.00           | 0.00                 | 0.00           |
|     | SUPERÁVIT/DEFICIT  | 456,495.79            | -456,495.80                  | -0.01          | 42,015,635.83  | 53,852,925.31        | -11,837,289.48 |




MUNICIPIO DE ATOTONILCO DE TULA HIDALGO  
 FLUJO DE FONDOS  
 Del 1 de Enero al 31 de Diciembre de 2024  
 (Cifras en pesos)



| NO ETIQUETADO         | Ingresos por Fuente de Financiamiento |                       | Ampliaciones/<br>Reducciones |                       | Modificado            | Devengado             | Recaudado   | CxC |
|-----------------------|---------------------------------------|-----------------------|------------------------------|-----------------------|-----------------------|-----------------------|-------------|-----|
|                       | Estimado                              | Aprobado              |                              |                       |                       |                       |             |     |
| 1                     | 223,056,673.80                        | 222,600,178.01        | 62,357,544.18                | 285,414,217.98        | 285,406,545.21        | 285,406,545.21        | 0.00        |     |
| 2                     | 131,965,684.65                        | 131,508,188.86        | 59,922,599.28                | 191,888,283.93        | 191,888,283.93        | 191,888,283.93        | 0.00        |     |
| 3                     | 0.00                                  | 0.00                  | 0.00                         | 0.00                  | 0.00                  | 0.00                  | 0.00        |     |
| 4                     | 0.00                                  | 0.00                  | 0.00                         | 0.00                  | 0.00                  | 0.00                  | 0.00        |     |
| 5                     | 0.00                                  | 0.00                  | 0.00                         | 0.00                  | 0.00                  | 0.00                  | 0.00        |     |
| 6                     | 82,786,538.84                         | 82,787,538.84         | 1,463,117.75                 | 84,249,656.59         | 84,241,770.97         | 84,241,770.97         | 0.00        |     |
| 7                     | 8,304,450.31                          | 8,304,450.31          | 971,827.15                   | 9,276,277.46          | 9,276,490.31          | 9,276,490.31          | 0.00        |     |
| <b>ETIQUETADO</b>     |                                       |                       |                              |                       |                       |                       |             |     |
| 5                     | 69,857,745.00                         | 69,857,745.00         | 1,776,547.00                 | 71,634,292.00         | 71,641,964.77         | 71,641,964.77         | 0.00        |     |
| 6                     | 0.00                                  | 0.00                  | 0.00                         | 0.00                  | 0.00                  | 0.00                  | 0.00        |     |
| 7                     | 0.00                                  | 0.00                  | 0.00                         | 0.00                  | 0.00                  | 0.00                  | 0.00        |     |
| <b>TOTAL INGRESOS</b> | <b>292,914,418.80</b>                 | <b>292,914,418.80</b> | <b>64,134,091.18</b>         | <b>357,048,509.98</b> | <b>357,048,509.98</b> | <b>357,048,509.98</b> | <b>0.00</b> |     |

| NO ETIQUETADO        | Ingresos por Fuente de Financiamiento |                       | Ampliaciones/<br>Reducciones |                       | Modificado            | Devengado             | Pagado               | Cxp |
|----------------------|---------------------------------------|-----------------------|------------------------------|-----------------------|-----------------------|-----------------------|----------------------|-----|
|                      | Estimado                              | Aprobado              |                              |                       |                       |                       |                      |     |
| 1                    | 222,600,178.01                        | 222,600,178.01        | 62,806,367.20                | 285,406,545.21        | 285,361,037.05        | 241,523,747.57        | 11,837,289.48        |     |
| 2                    | 131,508,188.86                        | 131,508,188.86        | 60,380,095.07                | 191,888,283.93        | 161,112,359.32        | 149,275,069.84        | 11,837,289.48        |     |
| 3                    | 0.00                                  | 0.00                  | 0.00                         | 0.00                  | 0.00                  | 0.00                  | 0.00                 |     |
| 4                    | 0.00                                  | 0.00                  | 0.00                         | 0.00                  | 0.00                  | 0.00                  | 0.00                 |     |
| 5                    | 0.00                                  | 0.00                  | 0.00                         | 0.00                  | 0.00                  | 0.00                  | 0.00                 |     |
| 6                    | 82,787,538.84                         | 82,787,538.84         | 1,454,232.13                 | 84,241,770.97         | 83,762,146.80         | 83,762,146.80         | 0.00                 |     |
| 7                    | 8,304,450.31                          | 8,304,450.31          | 972,040.00                   | 9,276,490.31          | 8,486,530.93          | 8,486,530.93          | 0.00                 |     |
| <b>ETIQUETADO</b>    |                                       |                       |                              |                       |                       |                       |                      |     |
| 5                    | 69,857,745.00                         | 69,857,745.00         | 1,784,219.78                 | 71,641,964.78         | 61,671,837.10         | 61,671,837.10         | 0.00                 |     |
| 6                    | 0.00                                  | 0.00                  | 0.00                         | 0.00                  | 0.00                  | 0.00                  | 0.00                 |     |
| 7                    | 0.00                                  | 0.00                  | 0.00                         | 0.00                  | 0.00                  | 0.00                  | 0.00                 |     |
| <b>TOTAL EGRESOS</b> | <b>292,457,923.01</b>                 | <b>292,457,923.01</b> | <b>64,590,586.98</b>         | <b>357,048,509.99</b> | <b>315,032,874.15</b> | <b>303,195,584.67</b> | <b>11,837,289.48</b> |     |



MUNICIPIO DE ATOTONILCO DE TULA HIDALGO  
 FLUJO DE FONDOS  
 Del 1 de Enero al 31 de Diciembre de 2024  
 (Cifras en pesos)

| CFF | Ingresos menos Egresos por Fuente de Financiamiento | Estimado/<br>Aprobado | Ampliaciones/<br>Reducciones | Modificado       | Devengado            | Recaudado/<br>Pagado | CxC/<br>CXP           |
|-----|---|-----------------------|------------------------------|------------------|----------------------|----------------------|-----------------------|
|     |   |                       |                              |                  |                      |                      |                       |
| 1   | RECURSOS FISCALES                                   | 456,495.79            | -448,823.02                  | 7,672.77         | 32,045,508.16        | 43,882,797.64        | -11,837,289.48        |
| 2   | FINANCIAMIENTOS INTERNOS                            | 457,495.79            | -457,495.79                  | 0.00             | 30,775,924.61        | 42,613,214.09        | -11,837,289.48        |
| 3   | FINANCIAMIENTOS EXTERNOS                            | 0.00                  | 0.00                         | 0.00             | 0.00                 | 0.00                 | 0.00                  |
| 4   | INGRESOS PROPIOS                                    | 0.00                  | 0.00                         | 0.00             | 0.00                 | 0.00                 | 0.00                  |
| 5   | RECURSOS FEDERALES                                  | 0.00                  | 0.00                         | 0.00             | 0.00                 | 0.00                 | 0.00                  |
| 6   | RECURSOS ESTATALES                                  | -1,000.00             | 8,885.62                     | 7,885.62         | 479,624.17           | 479,624.17           | 0.00                  |
| 7   | OTROS RECURSOS                                      | 0.00                  | -212.85                      | -212.85          | 789,959.38           | 789,959.38           | 0.00                  |
|     | <b>ETIQUETADO</b>                                   | <b>0.00</b>           | <b>-7,672.78</b>             | <b>-7,672.78</b> | <b>9,970,127.67</b>  | <b>9,970,127.67</b>  | <b>0.00</b>           |
| 5   | RECURSOS FEDERALES                                  | 0.00                  | -7,672.78                    | -7,672.78        | 9,970,127.67         | 9,970,127.67         | 0.00                  |
| 6   | RECURSOS ESTATALES                                  | 0.00                  | 0.00                         | 0.00             | 0.00                 | 0.00                 | 0.00                  |
| 7   | OTROS RECURSOS                                      | 0.00                  | 0.00                         | 0.00             | 0.00                 | 0.00                 | 0.00                  |
|     | <b>SUPERAVIT/DÉFICIT</b>                            | <b>456,495.79</b>     | <b>-456,495.80</b>           | <b>-0.01</b>     | <b>42,015,635.83</b> | <b>53,852,925.31</b> | <b>-11,837,289.48</b> |







MUNICIPIO DE ATOTONILCO DE TULA HIDALGO  
 FLUJO DE FONDOS  
 Del 1 de Enero al 31 de Diciembre de 2024  
 (Cifras en pesos)



| R/C | Rubro/Capítulo   | 11             | 12   | 13   | 14   | 15   | 16            | 17           | 25             | 26            | 27   | Etiquetas     | Total          |
|-----|--|----------------|------|------|------|------|---------------|--------------|----------------|---------------|------|---------------|----------------|
|     | RUBROS DE INGRESO  | 151,886,283.93 | 0.00 | 0.00 | 0.00 | 0.00 | 84,243,770.97 | 9,276,490.31 | 285,005,545.21 | 71,641,864.77 | 0.00 | 71,641,864.77 | 357,048,509.98 |
| 1   | IMPUESTOS  | 162,285,884.71 | 0.00 | 0.00 | 0.00 | 0.00 | 0.00          | 0.00         | 162,285,884.71 | 0.00          | 0.00 | 0.00          | 162,285,884.71 |
| 2   | COTAS Y APORTACIONES DE SEGURIDAD SOCIAL   | 0.00           | 0.00 | 0.00 | 0.00 | 0.00 | 0.00          | 0.00         | 0.00           | 0.00          | 0.00 | 0.00          | 0.00           |
| 3   | CONTRIBUCIONES DE MEJORA   | 0.00           | 0.00 | 0.00 | 0.00 | 0.00 | 0.00          | 0.00         | 0.00           | 0.00          | 0.00 | 0.00          | 0.00           |
| 4   | DERECHOS   | 27,886,437.00  | 0.00 | 0.00 | 0.00 | 0.00 | 0.00          | 0.00         | 27,886,437.00  | 0.00          | 0.00 | 0.00          | 27,886,437.00  |
| 5   | PRODUCTOS  | 85,736.81      | 0.00 | 0.00 | 0.00 | 0.00 | 0.00          | 0.00         | 85,736.81      | 0.00          | 0.00 | 0.00          | 85,736.81      |
| 6   | APOYOS   | 1,630,225.41   | 0.00 | 0.00 | 0.00 | 0.00 | 0.00          | 0.00         | 1,630,225.41   | 0.00          | 0.00 | 0.00          | 1,630,225.41   |
| 7   | INGRESOS POR VENTAS DE BIENES, PRESTACION DE SERVICIOS Y OTROS INGRESOS                          | 0.00           | 0.00 | 0.00 | 0.00 | 0.00 | 0.00          | 0.00         | 0.00           | 0.00          | 0.00 | 0.00          | 0.00           |
| 8   | PARTICIPACIONES, APORTACIONES, INCENTIVOS DERIV. DE COLABORACIONES                               | 0.00           | 0.00 | 0.00 | 0.00 | 0.00 | 84,240,620.13 | 9,276,277.46 | 93,516,897.59  | 71,634,392.00 | 0.00 | 71,634,392.00 | 165,151,189.59 |
| 9   | FONDOS DIST. DE PARTICIPACIONES, TRANSFERENCIAS, ASIGNACIONES, SUBSIDIOS Y SUBVENCIONES, Y DEMAS | 0.00           | 0.00 | 0.00 | 0.00 | 0.00 | 1,150.84      | 212.85       | 1,363.69       | 7,872.77      | 0.00 | 7,872.77      | 9,036.46       |
| 0   | INGRESOS DE OTROS RUBROS   | 0.00           | 0.00 | 0.00 | 0.00 | 0.00 | 0.00          | 0.00         | 0.00           | 0.00          | 0.00 | 0.00          | 0.00           |
| 1   | SERVICIOS PERSONALES   | 312,359.23     | 0.00 | 0.00 | 0.00 | 0.00 | 83,762,146.80 | 8,486,530.93 | 253,361,037.05 | 61,671,837.10 | 0.00 | 61,671,837.10 | 315,032,874.15 |
| 2   | MATERIALES   | 510,716.81     | 0.00 | 0.00 | 0.00 | 0.00 | 56,777,162.06 | 474,934.00   | 72,762,812.07  | 17,937,069.65 | 0.00 | 17,937,069.65 | 90,699,881.72  |
| 3   | SERVICIOS GENERALES  | 6,682,682.82   | 0.00 | 0.00 | 0.00 | 0.00 | 6,116,178.97  | 728,886.58   | 27,384,696.37  | 21,355,976.27 | 0.00 | 21,355,976.27 | 48,740,672.64  |
| 4   | TRANSFERENCIAS, APORTACIONES, SUBSIDIOS Y OTROS  | 15,827,516.06  | 0.00 | 0.00 | 0.00 | 0.00 | 6,165,576.50  | 5,261,800.50 | 50,885,660.51  | 3,521,732.95  | 0.00 | 3,521,732.95  | 53,607,393.46  |
| 5   | BIENES MUEBLES, INMUEBLES E INMOVILIZACIONES   | 4,532,975.03   | 0.00 | 0.00 | 0.00 | 0.00 | 14,497,403.35 | 1,840,896.87 | 32,311,216.28  | 31,159.99     | 0.00 | 31,159.99     | 32,342,376.27  |
| 6   | INVERSION PUBLICA  | 65,899,437.89  | 0.00 | 0.00 | 0.00 | 0.00 | 203,825.92    | 180,012.98   | 4,916,713.93   | 14,321,867.50 | 0.00 | 14,321,867.50 | 19,238,581.43  |
| 7   | INVERSIONES FINANCIERAS Y OTRAS PROVISIONES  | 0.00           | 0.00 | 0.00 | 0.00 | 0.00 | 0.00          | 0.00         | 65,899,937.89  | 4,504,030.74  | 0.00 | 4,504,030.74  | 70,403,968.63  |
| 8   | PARTICIPACIONES Y APORTACIONES   | 0.00           | 0.00 | 0.00 | 0.00 | 0.00 | 0.00          | 0.00         | 0.00           | 0.00          | 0.00 | 0.00          | 0.00           |
| 9   | DEUDA PUBLICA  | 0.00           | 0.00 | 0.00 | 0.00 | 0.00 | 0.00          | 0.00         | 0.00           | 0.00          | 0.00 | 0.00          | 0.00           |
|     | SUPERAVIT/DEFICIT  | 30,715,440.00  | 0.00 | 0.00 | 0.00 | 0.00 | 479,624.17    | 789,359.38   | 32,045,508.16  | 9,970,127.67  | 0.00 | 9,970,127.67  | 42,015,635.83  |



MUNICIPIO DE ATOTONILCO DE TULA HIDALGO  
FLUJO DE FONDOS  
Del 1 de Enero al 31 de Diciembre de 2024  
(Cifras en pesos)



En conformidad de lo que se declara en el presente, que los Estados Financieros y sus notas, son razonablemente correctos y son responsabilidad del emisor.

ING. ROBERTO VIVER MENDOZA  
PRESIDENTA MUNICIPAL

C. P. MARCOLINO CELSO ESCAMILLA  
TESORERO MUNICIPAL



ING. JAIME GONZALEZ GARCIA PEREZ  
SINDICO MUNICIPAL